



Transverse sliding platform

Maximum space utilization

in driving lanes, behind columns and in corners

Transverse sliding platform to optimize floor space

Increase of available parking space / maximum space utilization

The transverse sliding pallet is to be used for independent parking of vehicles in rows behind each other, indoor (not suitable for outdoor-installations) by permanent users.

Transverse sliding platforms can maximize space utilization in driving lanes, behind columns and in corners. The pallets run on rails, normally with one empty space per row to provide the manoeuvring area to reach the parking spaces behind this row.



Area of application:

residential buildings, office buildings, multi-family residence, condominium, rehabilitation

Product advantages:

- maximum space utilization though parking in rows behind each other with less driving lanes, behind columns and in corners = up to 100% more parking space
- power supply in the ceiling with hanging cable, optional with sectional busbar
- drive wheel on both rails, instead of one
- direct drive, without additional chain or chain wheel, manual pushing is possible
- low entrance level
- optional with modern databus-system

Platform capacity:

Loading capacity per sliding platform averages a maximum total weight of 2000 kg. The carrying weight of the sliding platform can optionally be increased to 2.500 kg.



maximum space utilization behind columns



low entrance level for more user comfort

case study - transverse sliding process in running direction

case study 1:

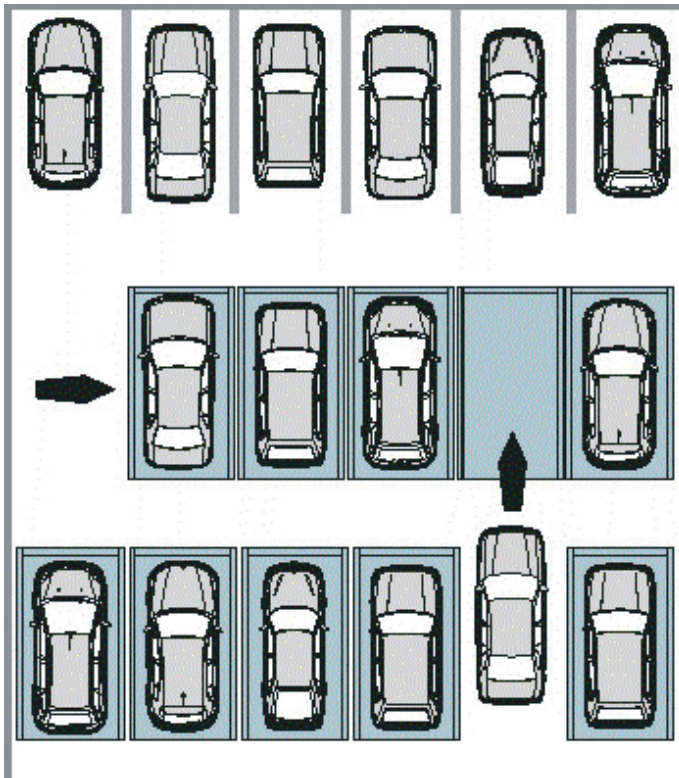
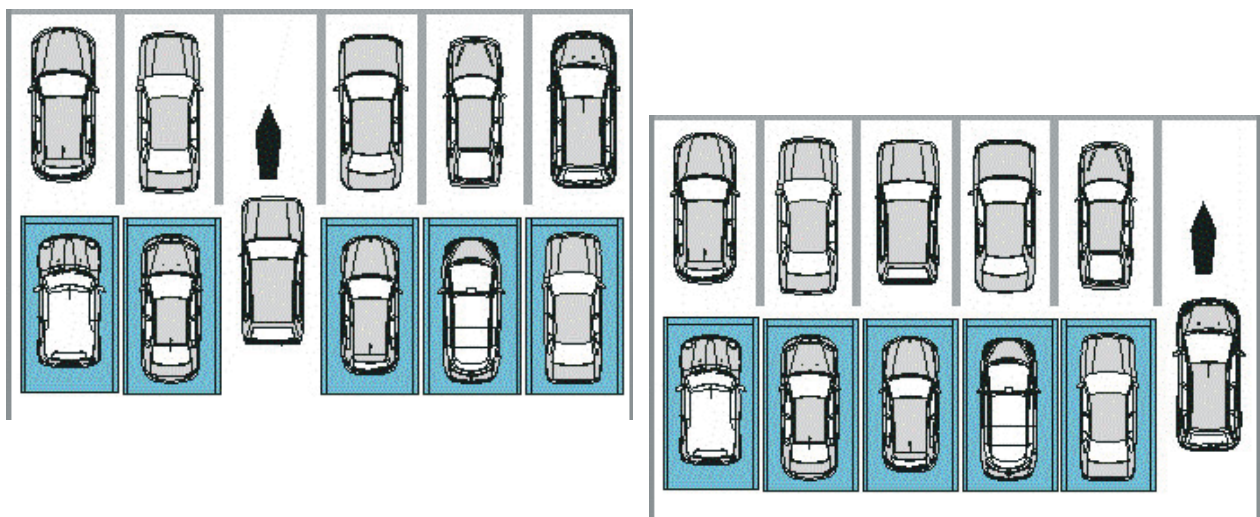


fig. above:
operating panel with dead man's control
(freely programmable execution)

case study 2:

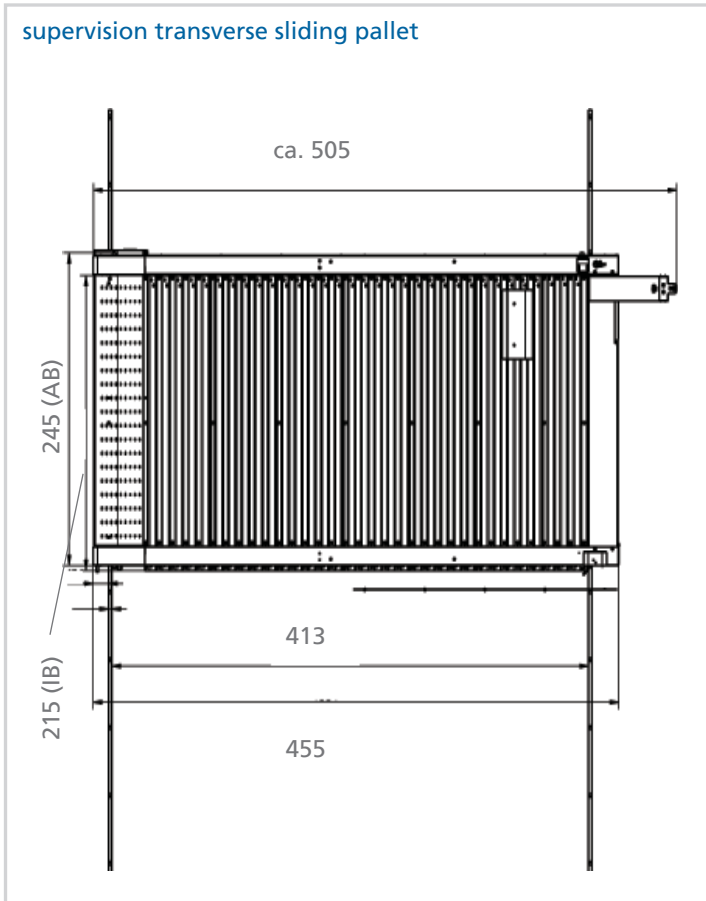


User note:

No persons are allowed to be on the platform in the surrounding hazard area of the platforms during the operation. The pallet can only be trodden for parking the vehicles in and out. The platforms can be driven on forwardly and backwardly.

Technical data

supervision transverse sliding pallet



inside width (IB)	185	195	200	215
outer width (AB)	215	225	235	245

Dimensions

All dimensions are in cm. The dimensions are minimum dimensions. Tolerances to DIN 18202 - table 3 (levelness of the floor), DIN 18330, DIN 18331 are added to consider. Technical alterations are reserved.

limitation of the scope of supply

- lockable main switch to VDE 0113 T1, in a height of 1,70 - 1,90 m assembled, direct accessible in the front
- levelness according to DIN 18202, table 3

protection against corrosion

"Classic" or "Classic Plus" as standard supply

The water-bearing sheet metal components as drive plates and end-carriers are continuous line-galvanized (version "Classic") and can additionally be powder-coated (version "Classic Plus"); the zinc-plating averages on both sides 275 g/m², with approx. 20 my after EN 10142/10143. Bolts, screws, nuts etc. are galvanized.

noise level

Under normal conditions an energy average sound pressure level conforming to the noise level expected will be complied with.

In case there are residential buildings next to the site or any other specific reason for additional noise protection, the Purchaser has to fulfil this by his own or place an extra order for the additional scope of supply needed to fulfil a reduction of the noise level.

safety notes

According to DIN 14010 safety distance must be provided as follows:

- 30 cm between the bumpers of cars being parked on the parking platforms and fixed parts of the environment or bumpers of other cars. A maximum overall length of 5,60 m resultant of the maximum car-length of 5,00 m and the safety distances. This distance may only be reduced by using sensors additionally.
- minimum 12 cm between the outer edges, by the moving direction, of two transverse pallets
- minimum 18 cm between the outer edges, by the moving direction, of the outer raster and fixed parts of the environment

The operating panel has to be installed at a place, where the whole shiftway can be viewed. Otherwise there must be installed additional gates. Flashlights to be set in the ceiling!