



Area optimization at high property costs on attractive locations

car tower

Appropriate presentation concept
for high-quality automobiles

Reasons for investing in a car tower



Cubator Tower



Duplo Triple Tower



high experience value when handing over the vehicle

The car tower stores and presents exclusively and comfortable all standard car models up to a weight of max. 2,5 t on multiple floors.

Getting Attraction

The product car tower is a brandsymbol for vehicles and attracts attention. Citation Hotchkiss: "Attention value varies with the square root of space".

- "How does it function?"
- "How does it work?"

Clients are seeking seriously for anchorpoints (orientation). The premium symbol car tower serves as a "super-symbol".

The car tower in the function as eye-catcher is used to direct and conduct the glances aimed to the location and positioned vehicles.

Experience on the point of sales – integrated sales tools

The car tower can be used as part of the delivery process. As an integrated sale tool it offers the client everything beside a high experience value - from the immediate purchase transaction up to the vehicle delivery - at one point centralized.

Area optimization at high property costs on attractive locations

On a floor space of max. 11 m x 11 m up to 43 vehicles can be stored securely and presented sophisticated on seven till eleven floors.

Professional display of the vehicles

The value of vehicles gets a new dimension in the car tower. The "eye" buys a "invaluable treasure", safed behind glas.



car tower for an Opel car dealer



direct connection of the car tower to the showroom



protected construction against outside influences

Protection and security

- Protected construction against outside influences as weather, dirt, dust - , against vandalism and theft – low costs of vehicle clean & care.

Functional package in the glass cabinet

- The functional display in the glass cabinet creates an emotive form of display and boosts convenience shopping and display.

Convenience Products

- Packing is as important as the convenient product. Innovative packaging fulfills the function of emotional communication in the heart of the target group.

Unique design

- Jointless glass surfaces provide a generous light exposition and a distinctive appearance. On the gateway floor lies an architectural distinct customer area with a direct view to the vehicle delivery station.

Integration car tower in communication strategy

- Aimed integration of car tower in event-activities for customer retention and prospects.


A long experience with tower concepts „smart tower“



Most identifying element in connection with the name smart

The visionary smart tower is the most identifying element in connection with the name smart.

With reference to the corporate design, the tower reflects the most significant identification of modern mobility.



The smart tower has been built and successfully commissioned over 70 times in Europe.



smart tower XXL

The modern tower conception in the XXL format blows up the bounds of all towers installed european-wide.

High density

On smallest basic area smart vehicles can be stored up to 43 vehicles or 86 smart fortwo in the smart tower.

The modern tower conception in the XXL format blows up the bounds of all towers installed european-wide.



Technology



patented Rotamess path system



shuttle lift for transportation of the vehicles



operation terminal



carrying structure for absorption of acting on forces

Operator convenience through touch-screen technique

A symbol orientated color-touch terminal serves as intuitive interface between man and machine and allows a simple storage of vehicles.

Intelligent control and service concept

Remote control, video surveillance as well as remote inspection and diagnostics by our service center via ISDN, give our experts Europe-wide tele presence at the customer in a matter of seconds.

The shuttle lift system

The lifting device serves for horizontal and vertical transportation of the vehicles. The shuttle is a floating supported base construction, which is led on the steel

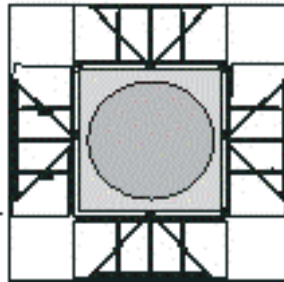
columns. Rotating occurs through a pivot bearing; for storage the vehicle always drives forward. It is powered by four in the main columns integrated cylinders. A precise positioning of all hydro-NC-axes is ensured through fully digital Nussbaum Rotamess path systems.

Construction principle

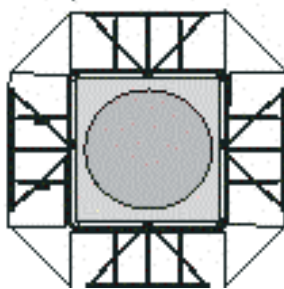
The exterior of the tower can be designed according to the costumers preferences. The tower is featured outwards through filigree profile elements and inwards through a central carrying structure. The frame girder serves for the absorption of the acting on forces as well as the hanged out facade construction. The construction principle provides optimal transparency and a free look on the appraised automobile.

Different types


Cubator Tower in a square layout design




Octo Tower in an 8-angled layout design



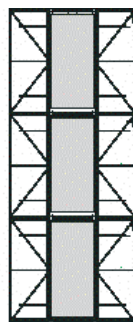

Duplo Tower



Duplo Twin Tower



Duplo Triple Tower



Technical Data

Cubator Tower

number of levels	7	8	9	10	11
storage capacity	27	31	35	39	43
tower height (m)	16	18	20	22	24
plan view (m)	11x11	11x11	11x11	11x11	11x11

Specification

- entrance central to the sluice
- 4 pallets per level
- less 1 pallet in the entrance area
- central Shuttle Lift

Octo Tower

number of levels	7	8	9	10	11
storage capacity	27	31	35	39	43
tower height (m)	16	18	20	22	24
plan view (m)	11x11	11x11	11x11	11x11	11x11

Specification

- entrance central to the sluice
- 4 pallets per level
- less 1 pallet in the entrance area
- central Shuttle Lift

Duplo Tower

number of levels	7	8	9	10	11
storage capacity	14	16	18	20	22
tower height (m)	16	18	20	22	24
plan view (m)	8x6	8x6	8x6	8x6	8x6

Specification

- entrance central to the sluice
- 2 pallets per level (right and left side)
- central Shuttle Lift
- minor storage area

Duplo Twin Tower

number of levels	7	8	9	10	11
storage capacity	27	31	35	39	43
tower height (m)	16	18	20	22	24
plan view (m)	13x6	13x6	13x6	13x6	13x6

Specification

- entrance central to the sluice
- 4 pallets per level, in each case 2 pallets are rowed next to each other per floor
- central Shuttle Lift

Duplo Triple Tower

number of levels	7	8	9	10	11
storage capacity	42	48	54	60	68
tower height (m)	16	18	20	22	24
plan view (m)	9x18	9x18	9x18	9x18	9x18

Specification

- entrance central to the sluice
- 3 independent Shuttle Lifting Systems with self-guiding transportation systems
- 2 pallets per Tower and per level (see Duplo Tower)

Note

Depending on utilisation further carports are omitted.

Vehicle Data • Scope of supply • Options

Standard Vehicle Data

vehicle length (cm)	520
vehicle width (cm)	220
vehicle height (cm)	160
vehicle weight (kg)	2500

Optional Vehicle Data

vehicle height (cm)	190 / 210*
vehicle weight (kg)	2600 - 2800*

Note: Dimensions are maximum dimensions.

*realizable in the first and second level

Scope of supply from OK foundation

- steel construction and roof
- glass facade (floatglass) and pallets
- Shuttle-Lifting System
- elektrik, hydraulic and software
- vertical ladder with safety system
- lightning protection
- electrical glass-door (2 wings)
- water tube
- static calculation of building (according to DIN and EU-Norm)
- Conformity: Attestation of conformity by Nussbaum, certification of conformity of RW TÜV for recommendation machines and electricity

Options

- Electrical installation with lights consisting of cable channels with sockets for logo and lamps, heater-connection possible with ac-sockets, 2 lamps per carbox, 120W with cables electricity
- Subconstruction Logo
 - a) support for Logo on the side
 - b) support for Logo on top
- Heating: with unfavourable climate there might appear condensat. Heater can be adjustet afterwards.
- Fire protection: Depend on the demands of the local fire brigade/institution. Cooperation with our Sprinkler-suppliers simplifies the technical clarification.